



Klaassen

Klaassen B.V.

H. ter Kuilestraat 191
7547 SK Enschede
Nederland

✓ info@klaassenbv.com

☎ 053 - 430 88 88

Protective fences
and modular security
systems

System Inox

The **INOX FOOD** safety system in **AISI 304 DECOATED STAINLESS STEEL** is made up of self-supporting Ø4mm mesh panels and 50x50 U-profile uprights. The system is mainly used by those who have to delimit dangerous areas in agri-food or pharmaceutical environments or where the use of a stainless steel product is required. The available doors are either swing or sliding suspended, and are completely pre-assembled to reduce installation time. All details have been designed and studied to facilitate the drainage of water from the surfaces.

The **TECHNO INOX** safety system in **AISI 304** stainless steel consists of self-supporting panels in Ø3mm mesh and 40x40 square section uprights with a welded plate. 40x40 square section uprights with a welded plate 100x180; the coupling is made by a special bracket. The system is mainly used by those who have to delimit dangerous areas in damp or wet environments. The doors available are either swing or sliding doors and are completely pre-assembled to reduce installation time.



On-site modifications

This system has the great advantage of being modified on site with the use of very few tools.



Visibility

The innovative 32x67 mesh system improves the visibility of the machinery inside the segregated area.

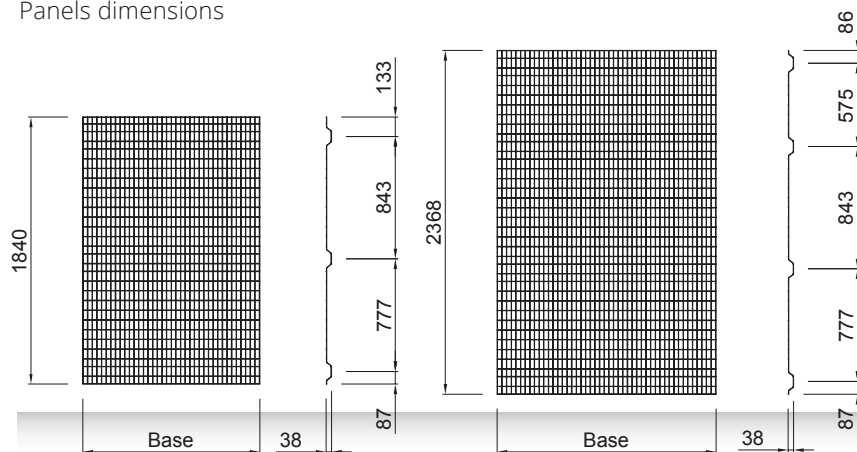


Toughness

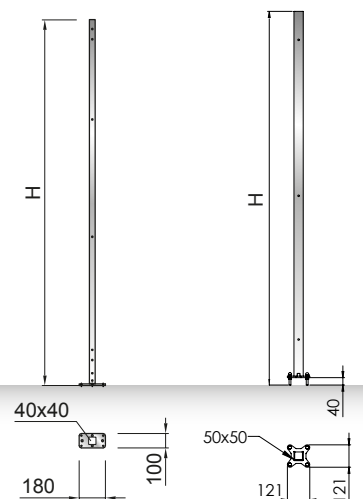
The panel is solid thanks to the particular conformation of the mesh constructed from Ø4 and Ø5 wires.



Panels dimensions



Post dimensions



Mesh 32x67 mm wire Ø3 mm Stainless steel
Floor light 160 mm for panels - 100 mm for doors

INOX FOOD

Panels dimensions Ø4

Item No	Base	Height
PNXF20201840	2020	1840
PNXF15082369	1508	2369

Post dimensions

Item No	Height (H)	"U" Section
MTXF2000	2000	50x50
MTXF2520	2520	50x50



TECHNO INOX

Panels dimensions Ø3

Item No	Base	Height
PNXT15071840	1507	1840
PNXT15072368	1507	2368

Post dimensions

Item No	Height (H)	Square section
MTXT2000	2000	40x40
MTXT2520	2000	40x40


System **Inox**

Swing door

The swing door has been designed as a panic door. A magnet system, that allows evacuation from the inside of the segregated area by pushing the door panel. It consists of 2 uprights 2140mm high, 3 welded hinges; It is sold fully assembled, with upper cross-piece.

Swing door size with upper crossbar

Item No	Height	Light	Section	Overall Dimensions	Opening
PAXFDX10362140T	2140	1036	50x50	1135	Right opening
PAXFSX10362140T	2140	1036	50x50	1135	Left opening
PAXFDX10362640T	2640	1036	50x50	1135	Right opening
PAXFSX10362640T	2640	1036	50x50	1135	Left opening
PAXTDX10362140T	2140	1036	50x50	1135	Right opening
PAXTSX10362140T	2140	1036	50x50	1135	Left opening
PAXTDX10362640T	2640	1036	50x50	1135	Right opening
PAXTSX10362640T	2640	1036	50x50	1135	Left opening



Description

- Inox Food
- Techno Inox




Double swing door

The double swing door has been designed as a panic door: by means of a magnet system, it allows evacuation from inside the segregated area by pushing the door panel. from inside the segregated area by pushing the door panel. It consists of 2 uprights with a height of 2140 mm, 6 welded hinges and welded handles. It is sold fully assembled, with upper cross-piece.

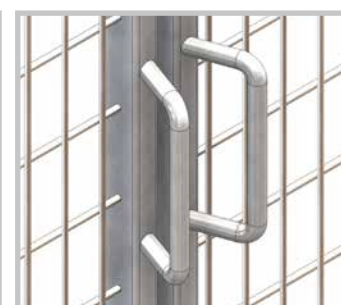
Double swing door size

Item No	Height	Light	Section	Overall Dimensions	Opening
PADXFDX20572140T	2140	2057	50x50	2157	Right opening
PADXFDX20572640T	2640	2057	50x50	2157	Left opening
PADXTDX20572140T	2140	2057	50x50	2157	Right opening
PADXTDX20572640T	2640	2057	50x50	2157	Left opening



Description

- Inox Food
- Techno Inox



Single suspended sliding door

The suspended sliding door is supplied pre-assembled; all profiles have been designed to prevent water deposits, in fact there are no flat surfaces. It consists of 3 uprights with a height of 2140 mm and 3 wheels.


Suspended sliding door dimensions

Item No	Height	Light	Section	Overall Dimensions	Opening
PSXFDX10602140	2140	1060	50x50	2300	Right opening
PSXFSX10602140	2140	1060	50x50	2300	Left opening
PSXFDX14092140	2140	1409	50x50	2684	Right opening
PSXFSX14092140	2140	1409	50x50	2684	Left opening
PSXFDX10602640	2640	1060	50x50	2300	Right opening
PSXFSX10602640	2640	1060	50x50	2300	Left opening
PSXFDX14092640	2640	1409	50x50	2684	Right opening
PSXFSX14092640	2640	1409	50x50	2684	Left opening
PSXTDX10602140	2140	1060	50x50	2300	Right opening
PSXTSX10602140	2140	1060	50x50	2300	Left opening
PSXTDX14092140	2140	1409	50x50	2684	Right opening
PSXTSX14092140	2140	1409	50x50	2684	Left opening
PSXTDX10602640	2640	1060	50x50	2300	Right opening
PSXTSX10602640	2640	1060	50x50	2300	Left opening
PSXTDX14092640	2640	1409	50x50	2684	Right opening
PSXTSX14092640	2640	1409	50x50	2684	Left opening



Description

- Inox Food
- Techno Inox



Suspended double sliding door

The suspended double sliding door is supplied pre-assembled. All profiles are designed to prevent water deposits. No flat surfaces. It consists of 4 uprights with a height of 2640 mm.

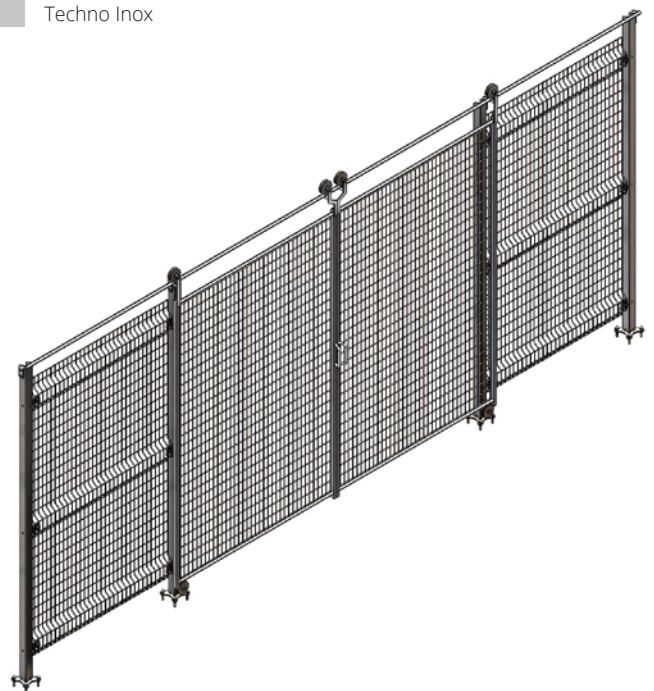
Double suspended sliding door dimensions

Item No	Height	Light	Section	Overall Dimensions
PSDXF23002140	2140	2300	50x50	4680
PSDXF26402140	2640	2300	50x50	4680
PSDXT23002140	2140	2300	50x50	4680
PSDXT26402140	2640	2300	50x50	4680



Description

- Inox Food
- Techno Inox



Klaassen

Klaassen
Machines en machinetoebehoren

Klaassen Machines

H. ter Kuilestraat 191
7547 SK Enschede
Nederland

Contact

✉ info@klaassenbv.com

☎ **053 - 430 88 88**